



# OLOS, MUONIO (FIN)

FIS

Men's 15 km C

November 13, 2021

REVIEW

CODEX: 3294 | Valid for FIS Points: NO - Waiting reports

Results


More Information

List by FIS points


## OFFICIAL RESULTS

Nation SUI,USA


Birth Year 1972,1975 or 1980-1985



**1ST** | **37:30.1**  
NISKANEN Iivo



**2ND** | **+5.4**  
CHERVOTKIN Alexey



**3RD** | **+26.3**  
YAKIMUSHKIN Ivan

Rank	Bib	FIS code	Athlete	Year	Nation	Time	Diff. Time	FIS Points
1	204	3180535	NISKANEN Iivo	1992	FIN	37:30.1		20.00
2	199	3482119	CHERVOTKIN Alexey	1995	RUS	37:35.5	+5.4	21.92
3	202	3482105	YAKIMUSHKIN Ivan	1996	RUS	37:56.4	+26.3	29.35
4	194	3422619	VALNES Erik	1996	NOR	38:04.6	+34.5	32.27
5	185	3422803	STENSHAGEN Mattis	1996	NOR	38:13.9	+43.8	35.57
6	205	3481539	USTIUGOV Sergey	1992	RUS	38:22.3	+52.2	38.56
7	201	3481988	SEMIKOV Ilya	1993	RUS	38:27.5	+57.4	40.41
8	174	3422266	HOVLAND Torgeir Sulen	1995	NOR	38:33.6	+1:03.5	42.58
9	184	3482260	SOBAKAREV Andrey	1996	RUS	38:35.8	+1:05.7	43.36
10	203	3482280	SPITSOV Denis	1996	RUS	38:37.7	+1:07.6	44.03
11	183	3482806	TERENTEV Alexander	1999	RUS	38:45.6	+1:15.5	46.84
12	200	3481132	LARKOV Andrey	1989	RUS	39:00.9	+1:30.8	52.28
13	192	3482350	POROSHKIN Ilya	1995	RUS	39:04.3	+1:34.2	53.49
14	187	3480695	BESSMERTNYKH Alexander	1986	RUS	39:09.5	+1:39.4	55.34
15	173	3100396	DROLET Remi	2000	CAN	39:11.9	+1:41.8	56.19
16	190	3421269	STOCK Daniel	1992	NOR	39:14.0	+1:43.9	56.94
17	182	3200241	BING Thomas	1990	GER	39:15.6	+1:45.5	57.51
18	196	3200356	DOBLER Jonas	1991	GER	39:20.9	+1:50.8	59.39
19	197	3200205	BOEGL Lucas	1990	GER	39:31.2	+2:01.1	63.06
20	189	3422521	AUGDAL Eirik Sverdrup	1995	NOR	39:33.2	+2:03.1	63.77
21	186	3200802	MOCH Friedrich	2000	GER	39:37.4	+2:07.3	65.26
22	172	3390167	ALEV Alvar Johannes	1993	EST	39:41.8	+2:11.7	66.82
23	162	3423370	MOEN Vebjoern	1998	NOR	39:47.2	+2:17.1	68.74
24	175	3180990	HAARALA Juuso	1996	FIN	39:50.2	+2:20.1	69.81
25	97	3100462	MCKEEVER Xavier	2003	CAN	39:55.9	+2:25.8	71.84
26	168	3181489	STAHLBERG Alexander	2002	FIN	39:58.0	+2:27.9	72.58
27	191	3481507	NIKOLAEV Artem	1991	RUS	40:00.6	+2:30.5	73.51
28	188	3300494	BABA Naoto	1996	JPN	40:03.8	+2:33.7	74.65
29	178	3100268	KENNEDY Russell	1991	CAN	40:04.2	+2:34.1	74.79
30	195	3200376	NOTZ Florian	1992	GER	40:05.8	+2:35.7	75.36
31	167	3422291	FROST Edvin Kristoffer	1995	NOR	40:06.5	+2:36.4	75.61
32	145	3424104	EITERJORD Nikolai Solem	2000	NOR	40:07.7	+2:37.6	76.03
33	157	3181133	MANNILA Lauri	1998	FIN	40:08.3	+2:38.2	76.25
34	164	1158859	REZAC Stanislav	1973	CZE	40:11.2	+2:41.1	77.28
35	159	3181155	VUORINEN Lassi	1998	FIN	40:12.6	+2:42.5	77.78
36	119	3100412	RITCHIE Graham	1998	CAN	40:13.9	+2:43.8	78.24
37	161	3482255	KLUGEN Alexander	1997	RUS	40:15.5	+2:45.4	78.81
38	153	3660055	VORANAU Aliaksandr	1990	BLR	40:19.6	+2:49.5	80.26
39	171	3422333	BIE Maximilian	1995	NOR	40:23.0	+2:52.9	81.47
40	156	3180870	MAKELA Juuso	1994	FIN	40:29.6	+2:59.5	83.82
41	180	3250038	EINARSSON Snorri Eythor	1986	ISL	40:35.8	+3:05.7	86.02
42	158	3181314	PARANTAINEN Kalle	1999	FIN	40:46.0	+3:15.9	89.65
43	160	3390169	KILP Marko	1993	EST	40:54.7	+3:24.6	92.74
44	179	3550147	VIGANTS Raimo	1999	LAT	40:59.8	+3:29.7	94.56
45	150	3424241	NICOLAISEN Erik	2000	NOR	41:02.4	+3:32.3	95.48
46	169	3422417	ARNTSEN Mikkel	1995	NOR	41:03.1	+3:33.0	95.73
47	144	3424258	SOERENSEN Arthur Kruse	2000	NOR	41:05.5	+3:35.4	96.58
48	193	3420961	KROGH Finn Haagen	1990	NOR	41:09.0	+3:38.9	97.83
49	149	3424246	SOERENSEN Teodor Kruse	2000	NOR	41:09.8	+3:39.7	98.11
50	176	3300371	SUZUKI Takahiro	1993	JPN	41:10.4	+3:40.3	98.33
51	116	3100449	GRALL-JOHNSON Pierre	1999	CAN	41:13.8	+3:43.7	99.53
52	177	3300399	FUJINOKI Hikari	1993	JPN	41:14.1	+3:44.0	99.64
53	114	3482631	KAZARINOV Egor	1997	BLR	41:17.7	+3:47.6	100.92
54	181	3300458	TANAKA Masato	1995	JPN	41:19.0	+3:48.9	101.38
55	106	8420426	KRISTIANSEN Robert Skog	2003	NOR	41:20.4	+3:50.3	101.88
56	151	3390207	ROOS Henri	1998	EST	41:29.5	+3:59.4	105.12
57	147	3181342	HOLMSTROM Isac	1995	FIN	41:54.2	+4:24.1	113.90
58	146	3660131	SHPUNTAU Yahor	1999	BLR	41:54.5	+4:24.4	114.00
59	154	3501192	JOHANSSON Gustav	1994	SWE	42:15.5	+4:45.4	121.47
60	142	3250036	BENEDIKTSSON Dagur	1998	ISL	42:19.3	+4:49.2	122.82
61	118	3423727	AARTHUN Sigurd	1999	NOR	42:20.0	+4:49.9	123.07
62	138	3424735	FIKSEN Hermann Nordstrand	2001	NOR	42:22.6	+4:52.5	124.00
63	152	1282146	MCKEEVER Brian	1979	CAN	42:30.6	+5:00.5	126.84
64	165	3100034	NISHIKAWA Graham	1983	CAN	42:39.9	+5:09.8	130.15
65	99	8420685	LORENTSEN Julian Andre Mikkelsen	2004	NOR	42:42.8	+5:12.7	131.18
66	109	3501934	MAJBAECK Victor	2002	SWE	42:45.7	+5:15.6	132.21
67	108	8420127	MATHISEN Erik	2002	NOR	42:47.4	+5:17.3	132.81
68	139	3181327	MATTILA Juuso	2000	FIN	42:49.2	+5:19.1	133.45
69	136	3181170	SUNDQVIST Benjamin	1998	FIN	43:00.4	+5:30.3	137.43
70	105	8420059	HANSSEN Jakob	2002	NOR	43:03.8	+5:33.7	138.64
71	155	3390188	KORGE Kaarel Kasper	1996	EST	43:07.0	+5:36.9	139.78
72	135	3424256	BRONES Jakob Engen	2000	NOR	43:08.6	+5:38.5	140.35
73	148	3250035	JONSSON Albert	1997	ISL	43:22.2	+5:52.1	145.19
74	134	3423687	NOVSTAD Sigve Borneo	1999	NOR	43:27.4	+5:57.3	147.03
75	143	3390268	PAARSON Kasper	2002	EST	43:39.8	+6:09.7	151.44
76	131	3390259	OTT Aron	2002	EST	43:54.6	+6:24.5	156.71
77	102	3181565	RIIPI Matias	2003	FIN	44:03.0	+6:32.9	159.69
78	125	3390258	DREMLJUGA Karl Sebastian	2001	EST	44:13.3	+6:43.2	163.35
79	133	3390281	PETERSON Hendrik	2002	EST	44:14.5	+6:44.4	163.78
80	103	3181660	TARJANNE Leevi	2004	FIN	44:20.8	+6:50.7	166.02
81	129	3390275	ROHI Rico	2003	EST	44:30.7	+7:00.6	169.54
82	100	8420851	BERGLAND Anders	2004	NOR	45:14.7	+7:44.6	185.18
83	126	3181315	PARANTAINEN Ville	1998	FIN	45:20.2	+7:50.1	187.14
84	122	3390301	LUHA Leivo	2004	EST	45:24.2	+7:54.1	188.56
85	140	3390264	VEERPALU Anders	2002	EST	45:25.4	+7:55.3	188.99
86	127	3181190	VALIKAINEN Elias	1998	FIN	45:27.3	+7:57.2	189.66
87	98	8420424	KRISTIANSEN Tony Andre Hoffer	2002	NOR	45:32.1	+8:02.0	191.37
88	130	3390254	TEEARU Simo	2001	EST	45:36.5	+8:06.4	192.93
89	132	3390272	GRIHIN Kevin	2001	EST	46:12.8	+8:42.7	205.84
90	107	3550231	KRAMPE Bruno	2003	LAT	46:19.4	+8:49.3	208.19
91	123	3390263	KAASIK Tauri	2001	EST	47:00.1	+9:30.0	222.66
92	128	3390144	TEEARU Hans	1991	EST	47:28.9	+9:58.8	232.90
93	121	3423704	ASTAD Carl-Fredrik	1999	NOR	47:32.9	+10:02.8	234.32
94	124	3510630	GASCHE Christoph	1986	SUI	47:34.4	+10:04.3	234.85
95	101	3181723	SOIKKELI Konsta	2004	FIN	47:43.6	+10:13.5	238.12
96	117	3540023	AYALA ZAVALA Juan Carlos	1993	MEX	52:54.3	+15:24.2	348.59
97	120	3960900	MORONGE Dennis	1982	KEN	1:00:27.2	+22:57.1	509.61
98	115	3620045	MALHOTRA Arjun	1990	IND	1:20:34.6	+43:04.5	938.89

Did Not Finish

141

3250053

PEDERSEN Isak Stianson

1997

ISL

Did Not Start

104

8420432

LUNDBERG William

2003

NOR

110

8420175

NORDENG Johan Lien

2003

NOR

137

3181266

SVARTSJO Alex

1999

FIN

163

3181284

HOKKA Oskari

1999

FIN

166

3181376

VUORELA Johannes

2000

FIN

170

3181340

KOIVISTO Petteri

2000

FIN

198

3481161

BELOV Evgeniy

1990

RUS



FIS-SKI.COM

CALENDAR & RESULTS

SOCIAL HUB

CONTACT US

TERMS & CONDITIONS

PRIVACY & COOKIE POLICY

NEWS RSS

ABBREVIATIONS

© FIS. All rights reserved